



District Report Card: 2017


| | |
|----------------------------|--------------------------|
| State: Chhattisgarh | District: Jashpur |
| Class: 5 | Subject: Language |
| Schools: 59 | Students: 765 |


Participation/Coverage


Students

| GENDER  | Boys | | Girls | |
|--|--------|-------|--------|-------|
| | Number | % | Number | % |
| | 388 | 50.72 | 377 | 49.28 |

| AREA  | Rural | | Urban | |
|---|--------|-------|--------|-------|
| | Number | % | Number | % |
| | 687 | 89.80 | 78 | 10.20 |

| CATEGORY  | SC | | ST | | OBC | | GEN | |
|--|--------|------|--------|-------|--------|-------|--------|------|
| | Number | % | Number | % | Number | % | Number | % |
| | 56 | 7.32 | 539 | 70.46 | 151 | 19.74 | 19 | 2.48 |

| CWSN  | LD | VI | HI | S&LD | ID | Oth |
|--|----|----|----|------|----|-----|
| | 2 | 0 | 1 | 1 | 2 | 14 |

| Management  | Government | | Government-aided | |
|--|------------|-------|------------------|-------|
| | Number | % | Number | % |
| | 448 | 58.56 | 317 | 41.44 |

Average Performance of Students in Language (%)

| Overall | Gender | | Area | | Management | | Social Group | | | |
|---------|--------|--------|-------|-------|------------|-------|--------------|-------|-------|-------|
| | Male | Female | Rural | Urban | Govt. | Aided | SC | ST | OBC | GEN |
| 58.89 | 57.63 | 60.19 | 59.74 | 51.45 | 62.29 | 54.09 | 66.55 | 57.01 | 62.60 | 60.35 |

Performance on Learning Outcomes (LOs)

| Learning Outcomes | Description | Average Performance(%) |
|-------------------|--|------------------------|
| L504 | Reads and comprehends independently storybooks, news items/ headlines, advertisements etc. | 59.87 |
| L508 | Reads text with comprehension, locates details and sequence of events | 58.41 |

| Range of Performance of Students who Answered Correctly | | | | | | | |
|---|-------|-----------|-------|-----------|-------|-----------|-------|
| Below 30% | | 30% - 50% | | 50% - 75% | | Above 75% | |
| Number | % | Number | % | Number | % | Number | % |
| 78 | 10.20 | 172 | 22.48 | 344 | 44.97 | 171 | 22.35 |

Lowest Performing Learning Outcomes (LOs)

- 1 - Reads text with comprehension, locates details and sequence of events (58.41)
- 2 - Reads and comprehends independently storybooks, news items/ headlines, advertisements etc. (59.87)